

## Model LEPH POWER UNIT FOR PERMANENT ELECTROMAGNETIC LIFMA\*



LEPH-MW210A

### [Application]

This control unit rectifies an input from an AC power source to DCV and instantaneously outputs current for magnetization and demagnetization to the permanent electromagnetic Lifma.

### [Features]

- Compared with conventional models, the size has been reduced significantly. (70% reduction in volume)
- Maintenance free due to the non-contact type.

[mm (in)]

Model	Input	Output		Dimensions			Mass	Accessory
		Voltage	Current	Width	Depth	Height		
LEPH-MW210A	Single-phase 200 VAC	160VDC	10A	220 (8.66)	175 (6.88)	290 (11.4)	6kg/ 13.2 lb	Operation switch (with cable 3 m)

### Maximum allowable number of permanent electromagnetic Lifma LEP for Control Unit LEPH

Control unit	Permanent electromagnetic Lifma				
	LEP-15	LEP-20	LEP-25	LEP-30	LEP-35
LEPH-MW210A	3	3	3	2	1

## Model LEPR-P POWER UNIT FOR PERMANENT ELECTROMAGNETIC LIFMA\*



LEPR-P290

### [Application]

This unit rectifies an input from an AC power source to DCV and instantaneously outputs current for magnetization and demagnetization to the permanent electromagnetic Lifma.

### [Features]

- This is equipped with a protection function※ to prevent overheating of the Lifma by continuous and repeated supply of electricity.
- A pendant type push button switch is included as a standard accessory.

[mm (in)]

Model	Input	Output		Dimensions			Mass	Accessory
		Voltage	Current	Width	Depth	Height		
LEPR-P290	Single-phase 200 VAC	90VDC	Max. 90A	460 (18.1)	220 (8.66)	505 (19.8)	20kg/ 44.1 lb	Operation switch (with cable 3 m)

※When the magnetization operation or demagnetization operation is performed five times successively per minute on the control unit, the unit will be brought into an alarm state and will not accept further operation for safety. To reset the alarm state, turn off the source power once and then turn it on again.

### Maximum allowable number of permanent electromagnetic Lifma LEP-Q/QV for Control Unit LEPR

Control unit	Permanent electromagnetic Lifma			
	LEP-Q502	LEP-Q504	LEP-Q752	LEP-Q754 LEP-QV754
LEPR-P290	5	2	2	1

### LEP/LEP-Q Steel plate lifting standard (Soft steel plate) [mm (in)]

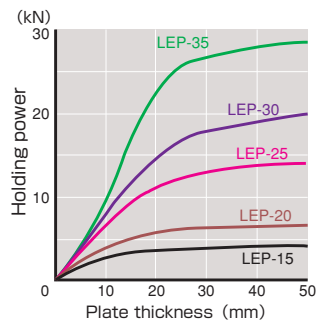
Model	LEP-15	LEP-20	LEP-25	LEP-30	LEP-35	LEP-Q502	LEP-Q504	LEP-Q752	LEP-Q754
t5		□900 (35.4)	□1000 (39.4)	□1100 (43.3)	□1100 (43.3)	□850 (33.4)	□1220 (48.0)	□930 (36.6)	□1300 (51.1)
t9	□800 (31.5)	□950 (37.4)			□1500 (59.0)	□900 (35.4)	□1260 (49.6)	□1000 (39.4)	□1400 (55.1)
t12			□1200 (47.2)	□1400 (55.1)				□1030 (40.5)	□1450 (57.0)
t16	□730 (28.7)	□880 (34.6)			□1600 (62.9)	□850 (33.4)	□1220 (48.0)		
t25	□600 (23.6)	□750 (29.5)	□1100 (43.3)	□1300 (51.1)		□760 (29.9)	□1070 (42.1)	□1070 (42.1)	□1500 (59.0)
t50	□450 (17.7)	□550 (21.6)	□840 (33.0)	□1000 (39.4)	□1100 (43.3)	□550 (21.6)	□780 (30.7)	□870 (34.2)	□1230 (48.4)

### LEP-QV Lifting standard (Round steel bar)

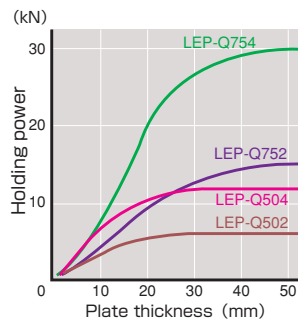
Model	Diameter				
	φ 50	φ 100	φ 200	φ 300	φ 400
LEP-QV754	3m (118)	3m (118)	1m (39.4)	0.5m (19.6)	0.3m (11.8)

※The capacity varies depending on the diameter of round steel bars. When a workpiece is longer than 3 m, it is dangerous to lift it with one unit only. In the case of steel pipes, the capacity varies depending on the wall thickness. Check it prior to lifting workpieces.

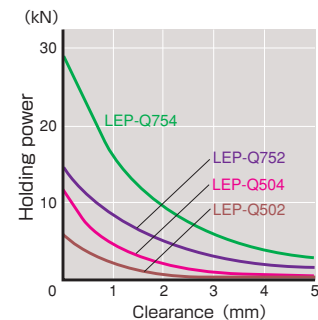
### LEP Change in holding power by plate thickness



### LEP-Q Change in holding power by plate thickness



### LEP-Q Change in holding power by clearance



Keep in mind that the capacity of the Lifma varies largely depending on the thickness and material of workpieces, clearance and other factors.

MAGNETIC TOOLS & EQUIPMENT : FORMING OPERATION  
 LIFTING : MAGNET  
 MAGBORE\*  
 MAGNETIC EQUIPMENT : CONVEYANCE EQUIPMENT  
 CHIP & SLUDGE : CONVEYANCE EQUIPMENT  
 ENVIRONMENTAL : ENVIRONMENTAL EQUIPMENT  
 MAGNETIZER AND : DEMAGNETIZER  
 MAGNETIC EQUIPMENT : FOR CONVEYANCE  
 MAGNETIC SEPARATORS : SEPARATORS  
 POWERFUL MAGNETIC : SEPARATORS  
 MEASURING : MEASURING TOOLS  
 MEASURING INSTRUMENTS : TOOLS  
 MAGNETIC MATERIALS : MATERIALS