

Model KRA MAGNETIC RAIL


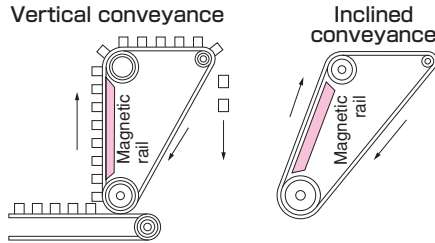
The magnetic rails are tools that are installed on the backside of belts to convey various items such as products and press scraps to assist such conveyance. These rails are used to improve the work efficiency.

[Application]

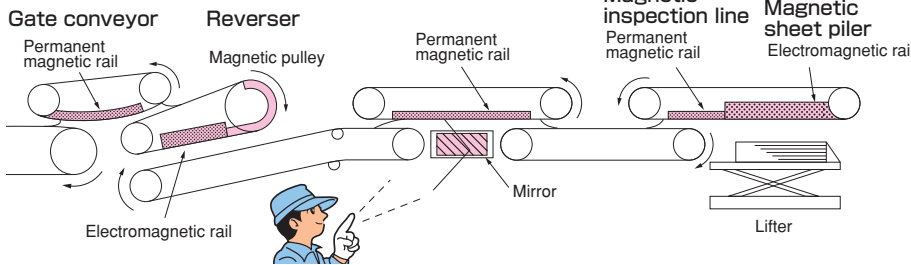
Recommended for such operations as vertical and inclined conveyance of filled cans and empty cans, conveyance of press scraps and chips, leak inspection of aerosol cans and belt conveyance in manufacturing processes.

[Features]

- Two types, permanent magnetic rails and electromagnetic rails are available according to operations.
- Easy handling of products and goods. No fixtures are necessary and products and goods to convey are not damaged.



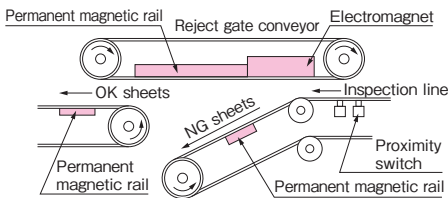
An example of handling thin steel sheets



Reject gate conveyor

Sorter

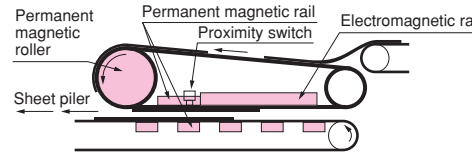
- [Application]**
- Can be used in lines to accept and reject inspected sheets.
 - The flow of sheets can be branched to two directions.



Backing conveyor

Reverser

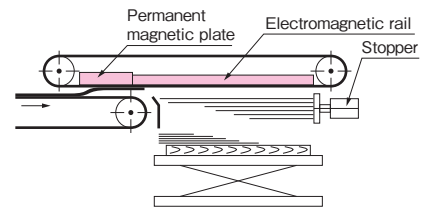
- [Application]**
- Can be used in such operations as turning sheets or reversing the sheet flowing directions to inspect the backside of thin steel sheets and to shorten the drying line in painting shops and for alignment machines.



Sheet piler

Steel sheet piler

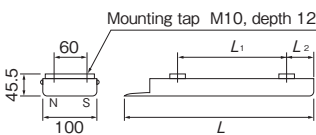
- [Application]**
- Sheets can be piled smoothly by use of a magnetic conveyor.



Permanent magnetic rail

KRA-A permanent magnetic rail

A magnetic plate is mounted inside a stainless steel case. Can be easily connected to the poles of a permanent magnetic pulley. Used for elevator type magnetic conveyors.

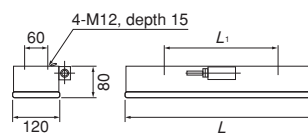


Model	L	L ₁	L ₂	Mass
KRA-A 500	500 (19.6)	300 (11.8)	80 (3.15)	9.5kg/ 21 lb
KRA-A1000	1000 (39.4)	600 (23.6)	200 (7.87)	19.0kg/ 41 lb

Electromagnetic rail

KRA-C type electromagnetic rail

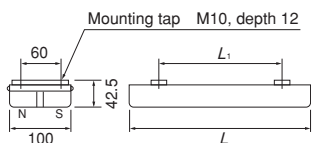
Used for magnetic conveyors that receive steel sheets that have been conveyed in the inverted posture by a piler. Rating: 180 VDC, continuous



Model	Current	L	L ₁	Mass
KRA-C 500	0.52A	500 (19.6)	300 (11.8)	25kg/ 55 lb
KRA-C1000	1.01A	1000 (39.4)	270 (10.6) × 3	50kg/ 110 lb

KRA-B permanent magnetic rail

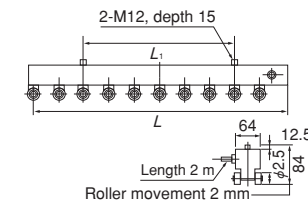
Poles of a magnet are projecting to the inside of a stainless steel case. The holding power via a belt is strong. Used for magnetic conveyors that convey thin steel sheets in the inverted posture.



Model	L	L ₁	No. of Taps	Mass
KRA- 1050B	500 (19.6)	300 (11.8)	4	13kg/ 29 lb
KRA-10100B	1000 (39.4)	270(10.6) × 3	8	27kg/ 60 lb

KRA-D electromagnetic rail with rollers

An electromagnetic rail having rollers. Used to prevent drooping of steel sheets after shearing machines.



■ Rectifier RH-MW type
Input 200 VAC, single-phase output 0-180 VDC, 5 A/10 A

Model	L	L ₁	No. of Taps	Mass
KRA-D50	550 (21.6)	350 (13.7)	180 VDC, 90W	10kg/ 22 lb
KRA-D75	800 (31.5)	500 (19.6)	180 VDC, 148W	15kg/ 33 lb

*Sizes not listed above are also available upon request.

MAGNETIC TOOLS & EQUIPMENT FOR WELDING OPERATION
LIFTING MAGNET
MAGBORER
MAGNETIZER AND ENVIRONMENTAL EQUIPMENT
MAGNETIZER AND ENVIRONMENTAL EQUIPMENT
MAGNETIC EQUIPMENT FOR CONVEYANCE
MAGNETIC SEPARATORS
MAGNETIC SEPARATORS
MEASURING TOOLS
MEASURING INSTRUMENTS
MAGNETIC MATERIALS