

MAGNETIC HOLDERS

Types of magnetic holders

Product Name	Model	Application
Electromagnetic holder	KE-B·E(D)·R·K·V	Used for automation of press machines and shearing robots.
Permanent electromagnetic holder	KEP·KE-HA	
Permanent magnetic holder	KM	Imbedded in molds to hold various workpieces.

※Also refer the Facsimile Communication Form (inquiries data) at the end of this Catalog.

Model KE-B ELECTRO MAGNETIC HOLDER

Used in automated manufacturing lines as the magnetic force can be turned on and off or increased or decreased by remote operation via a rectifier (to be installed additionally).

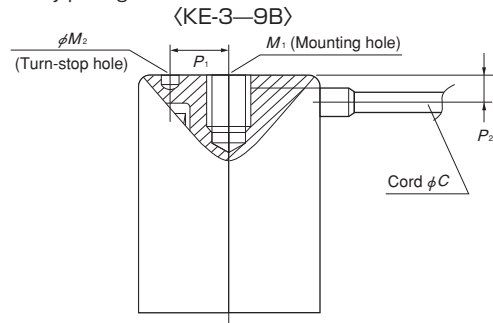


[Application]

You can use these holders for a wide range of operations such as material feed for automatic press, prevention of deflection for shearing material, and various automatic processes, as well as the holding hands of industrial robots.

[Features]

- Special cables that have specially high durability against bending and vibration are used. (Employed in all models except for KE-1B.)
- Electrical control can be used for turning on and off the magnetic force and for remote on/off control.
- Usable for continuous operation.
- Finished by plating.

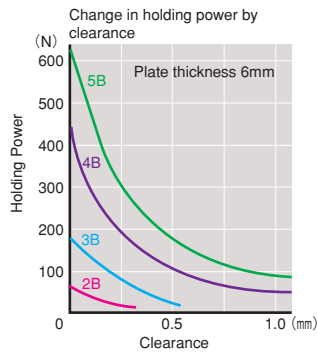
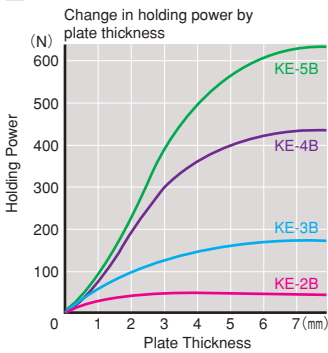


! Precaution for use

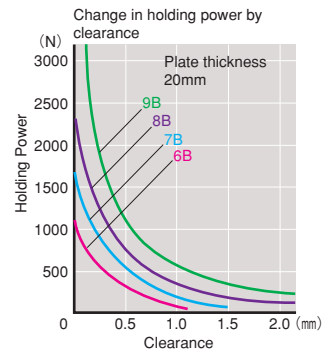
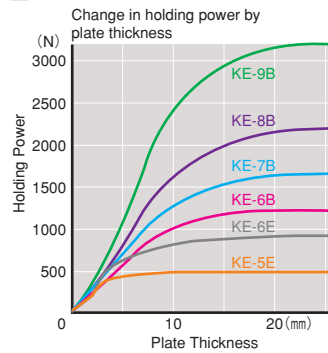
Rust and scratches on the attractive face affect the holding power adversely. Repair it periodically.

Controller required additionally

■KE-2B/3B/4B/5B



■KE-5E/6E/6B/7B/8B/9B



Model	Dimensions	Max. Holding Power	Hole Dimensions			Power Cord		Voltage	Current	Working Rate	Applicable Rectifier	Mass
			M ₁	M ₂	P ₁	C	P ₂					
KE-1B	φ10 (0.39) × 30 (1.18)	8N (0.8kgf)	M4 (0.15) × 0.7 (0.02)	—	—	—	—	6 VDC	0.18A	100% ED	KR-T101A-6/24	15g/0.03 lb
KE-2B	φ20 (0.78) × 40 (1.57)	28N (2.8kgf)	Depth 6 (0.23)	—	—	7 (0.27)	24 VDC	0.07A	0.19A		KR-T101A-6/24	60g/0.13 lb
KE-3B	φ30 (1.18) × 40 (1.57)	180N (18kgf)	M6 (0.23) × 1.0 (0.03)	φ4 (0.15) Depth 2 (0.07)	10 (0.39)	φ3.7 (0.14)		8 (0.31)			0.24A	0.26A
KE-4B	φ40 (1.57) × 40 (1.57)	400N (40kgf)	Depth 12 (0.47)	φ4 (0.15) Depth 3 (0.11)	15 (0.59)	φ6.2 (0.24)	8.5 (0.33)	0.24A	0.26A			
KE-5B	φ50 (1.96) × 50 (1.96)	600N (60kgf)	M8 (0.31) × 1.25 (0.04)	φ5 (0.19) Depth 4 (0.15)	18 (0.70)		10 (0.39)				12 (0.47)	0.12A
KE-6B	φ60 (2.36) × 60 (2.36)	1100N (110kgf)	Depth 15 (0.59)		20 (0.78)	15 (0.59)		90 VDC	0.20A			
KE-7B	φ70 (2.75) × 60 (2.36)	1500N (150kgf)	M10 (0.39) × 1.5 (0.05)	φ6 (0.23) Depth 6 (0.23)			20 (0.78)				15 (0.59)	0.20A
KE-8B	φ80 (3.15) × 60 (2.36)	2000N (200kgf)			Depth 15 (0.59)	φ6 (0.23) Depth 6 (0.23)		20 (0.78)	15 (0.59)			
KE-9B	φ90 (3.54) × 60 (2.36)	3300N (330kgf)	Depth 15 (0.59)	φ6 (0.23) Depth 6 (0.23)			20 (0.78)				15 (0.59)	0.26A

※B type: Cord length 0.3 m (11.8 inches) (0.25-m (9.8 inches) lead for KE-1B only)

1N≒0.1kgf

※The maximum holding power of models KE-1B to 4B applies to SS400, 10 mm (0.39,.) thick, ground test piece held on the whole area and for KE-5B to 9B, applies to SS400, 20 mm (0.78,.) thick, ground test piece held on the whole area.

※For KE-3B to 9B, a drip-proof type is also available.