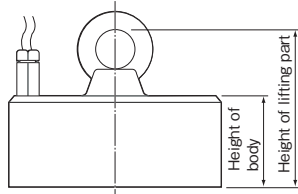


## Model **LMU** SMALL ELECTROMAGNETIC LIFMA\*

Indoor spec.



LMU-20D



Rectifier is separately needed



### Precaution for use

Rust and scratches on the attractive face adversely affects the holding power. Inspect/check periodically and make repairs.

### [Application]

Electromagnetic type lifting magnets used as a lifting section of cranes and hoists for transportation of steels in warehouses or machining shops or for mounting and dismounting workpieces to and from machine tools.

### [Features]

- Lift and Release can be controlled electrically by remote operation.
- Small but strong electromagnetic power.
- A wide range of applications; transporting small workpieces with a single unit to transporting large steel plates with multiple units controlled together, attached to lifting beams.
- When an non-interruption power supply is used, safety can be ensured in the event of unexpected power failure.
- The applicable rectifiers are KR or RH-MW.
- A drip-proof type is also available.

## Maximum Usable Number of Small Electromagnetic Lifmas LMU for Rectifier KR,RH

Rectifier	LMU-10D	LMU-15D	LMU-20D	LMU-25D	LMU-30D
KR-P203	6	4	3	2	1
KR-A203					
KR-P208	16	10	8	5	4
KR-A208					
RH-MW205B	11	7	5	3	2
RH-MW210B	22	15	11	7	5

[mm (in.)]

Model	Lifting Capacity	Dimensions		Eyebolt	Voltage	Current	Mass
		Main Unit	Lifting Part Height				
LMU-10D	250kg/551 lb	φ 105 (4.13) × 60 (2.36)	108 (4.25)	M16 (0.62) (φ 35 (1.37))	180 VDC	58W 0.32A	4kg/ 8.8 lb
LMU-15D	600kg/1323 lb	φ 156 (6.14) × 70 (2.75)	125 (4.92)	M20 (0.78) (φ 40 (1.57))		110W 0.6 A	11kg/ 24.2 lb
LMU-20D	1200kg/2646 lb	φ 206 (8.11) × 88 (3.46)	173 (6.81)	M30 (1.18) (φ 60 (2.36))		145W 0.8 A	23kg/ 50.7 lb
LMU-25D	1800kg/3968 lb	φ 256 (10.0) × 93 (3.66)	193 (7.59)	M36 (1.41) (φ 70 (2.75))		210W 1.2 A	40kg/ 88.1 lb
LMU-30D	2500kg/5512 lb	φ 306 (12.0) × 95 (3.74)	210 (8.26)	M42 (1.65) (φ 80 (3.15))		290W 1.6 A	60kg/132.2 lb

※ Working rate at 50% ED (EFFECTIVE DUTS by cycle of repeating to electrify for 5minutes and to pause for 5 minutes) .

※ Lifting capacity is indicated as 1/2 of maximum attraction with SS400 black steel face.

※ For the lifting standard, see page 91.

※ For continuous operation, use Lifma under 110VDC. But the capacity reduces by approx. 20% at 110VDC for 20mm thick steel plate.

※ H Dimension indicates the size up to the upper end of inside diameter for eyebolt lifting. ※ Cord 2m is provided.

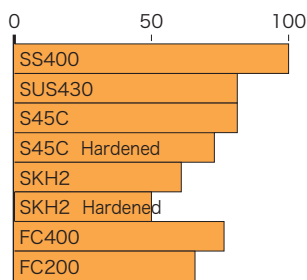
## Lifting Reference for Single Unit (for Black Soft Steel, Plate)

[mm (in.)]

Model	LMU-10D	LMU-15D	LMU-20D	LMU-25D	LMU-30D
5	600(23.6) × 600(23.6)	700(27.5) × 700(27.5)	800(31.5) × 800(31.5)	900(35.4) × 900(35.4)	1000(39.3) × 1000(39.3)
9		850(33.4) × 850(33.4)	1000(39.3) × 1000(39.3)	1200(47.2) × 1200(47.2)	1300(51.1) × 1300(51.1)
12	700(27.5) × 700(27.5)		1100(43.3) × 1100(43.3)		1600(62.9) × 1600(62.9)
16		1000(39.3) × 1000(39.3)	1300(51.1) × 1300(51.1)	1500(59.0) × 1500(59.0)	1700(66.9) × 1700(66.9)
25	550(21.6) × 550(21.6)				
50	400(15.7) × 400(15.7)	700(27.5) × 700(27.5)	1000(39.3) × 1000(39.3)	1250(49.2) × 1250(49.2)	1500(59.0) × 1500(59.0)
100	300(11.8) × 300(11.8)	500(19.6) × 500(19.6)	700(27.5) × 700(27.5)	800(31.5) × 800(31.5)	1000(39.3) × 1000(39.3)

※ Please contact us for using Lifma to lift plate stacks with uneven load ; This case should consider a larger safety coefficient.

## Difference in Holding Power by Material Quality



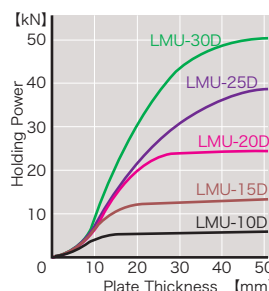
## Lifma Selection Standard for Steel Plate Size

[mm (in.)]

Steel Plate	Plate width	914 (35.9)	914 (35.9)	1219 (47.9)	1219 (47.9)	1524 (60.0)	1524 (60.0) ~ 1826 (71.8)
	Plate length	1829 (72.0)	3658 (144)	2438 (95.9)	4877 (192)	3048 (120)	6096 (240)
	Nominal size	3 (0.11) × 3 (0.11) × 4 (0.15) × 4 (0.15) × 5 (0.19) × 5 (0.19) × 6 (0.23)					
		6 (0.23)	12 (0.47)	8 (0.31)	16 (0.62)	10 (0.39)	× 20 (0.78)
Lifma	Thickness 4.5 (0.17) ~ 12 (0.47)	LMU-15D			LMU-20D		
	Thickness 12 (0.47) ~ 32 (1.25)	LMU-20D			LMU-25D		
	Number of unit in parallel	2			2		
	Number of units in series	2			3		
	Total units	4			6		
					4		
					8		

※ Please contact us when using two or more Lifmas by suspending them from one ceiling.

## Change in holding power by plate thickness



## Change in holding power by clearance

