


### No.3 ALNICO MAGNET (ROUND)




●Cast magnets consisting mainly of iron, aluminum, nickel and cobalt (Fe, Al, Ni, Co). These magnets feature a larger residual magnetic flux density and magnetic stability against changes in temperature.

[mm (in)]

Size (Diameter×Length)							
φ 3 (0.11) × 8 (0.31)	φ 3 (0.11) × 9 (0.35)	φ 3 (0.11) × 12 (0.47)	φ 3 (0.11) × 20 (0.78)	φ 3 (0.11) × 22 (0.86)			
φ 4 (0.15) × 10 (0.39)							
φ 5 (0.19) × 8 (0.31)	φ 5 (0.19) × 10 (0.39)	φ 5 (0.19) × 15 (0.59)	φ 5 (0.19) × 20 (0.78)	φ 5 (0.19) × 25 (0.98)	φ 5 (0.19) × 60 (2.36)		
φ 6 (0.23) × 8 (0.31)	φ 6 (0.23) × 12 (0.47)	φ 6 (0.23) × 15 (0.59)	φ 6 (0.23) × 20 (0.78)	φ 6 (0.23) × 25 (0.98)	φ 6 (0.23) × 60 (2.36)		
φ 8 (0.31) × 10 (0.39)	φ 8 (0.31) × 16 (0.62)	φ 8 (0.31) × 50 (1.96)					
φ 10 (0.39) × 10 (0.39)	φ 10 (0.39) × 15 (0.59)	φ 10 (0.39) × 30 (1.18)	φ 10 (0.39) × 50 (1.96)	φ 10 (0.39) × 100 (3.93)	φ 10 (0.39) × 140 (5.51)		
φ 13 (0.51) × 10 (0.39)	φ 13 (0.51) × 12 (0.47)	φ 13 (0.51) × 15 (0.59)					
φ 14 (0.55) × 10 (0.39)							
φ 15 (0.59) × 70 (2.75)							
φ 20 (0.78) × 15 (0.59)							
φ 25 (0.98) × 15 (0.59)	φ 25 (0.98) × 20 (0.78)						

※For sizes not listed above, please contact us.

### No.4 RARE EARTH MAGNET (RECTANGULAR/ROUND)



- Very small yet strong magnetic force.
- The samarium-cobalt type having high thermal stability and corrosion resistance and the neodymium type having the highest magnetic force and strong mechanical strength and less susceptible to cracking are available.

Other sizes (not listed in the table) are also available. Please contact us.

#### Rectangular

[mm (in)]


Samarium-Cobalt		Neodymium			
Size	Thickness	Size	Thickness	Size	Thickness
45 (1.77) × 25 (0.98)	10 (0.39)	12 (0.47) × 7 (0.27)	4 (0.15)	20 (0.78) × 15 (0.59)	5 (0.19)
		20 (0.78) × 12 (0.47)	5 (0.19)	30 (1.18) × 30 (1.18)	10 (0.39)

#### Round

[mm (in)]

Samarium-Cobalt			Neodymium			
Size (Diameter×Length)			Size (Diameter×Length)			
φ 2 (0.07) × 2 (0.07)	φ 2.5 (0.09) × 3 (0.11)		φ 2 (0.07) × 2 (0.07)	φ 2 (0.07) × 3 (0.11)		
φ 3 (0.11) × 1.5 (0.05)	φ 3 (0.11) × 2 (0.07)	φ 3 (0.11) × 3 (0.11)	φ 3 (0.11) × 2 (0.07)	φ 3 (0.11) × 3 (0.11)	φ 3 (0.11) × 10 (0.39)	
φ 4 (0.15) × 2 (0.07)	φ 4 (0.15) × 3 (0.11)	φ 4 (0.15) × 4 (0.15)	φ 4 (0.15) × 2 (0.07)			
φ 5 (0.19) × 3 (0.11)	φ 5 (0.19) × 5 (0.19)		φ 5 (0.19) × 3 (0.11)	φ 5 (0.19) × 5 (0.19)		
φ 6 (0.23) × 2 (0.07)	φ 6 (0.23) × 3 (0.11)	φ 6 (0.23) × 4 (0.15)	φ 6 (0.23) × 2 (0.07)	φ 6 (0.23) × 3 (0.11)	φ 6 (0.23) × 5 (0.19)	
φ 7 (0.27) × 3 (0.11)						
φ 8 (0.31) × 3 (0.11)	φ 8 (0.31) × 4 (0.15)		φ 8 (0.31) × 3 (0.11)	φ 8 (0.31) × 4 (0.15)	φ 8 (0.31) × 5 (0.19)	φ 8 (0.31) × 8 (0.31)
φ 10 (0.39) × 3 (0.11)	φ 10 (0.39) × 5 (0.19)	φ 10 (0.39) × 10 (0.39)	φ 10 (0.39) × 3 (0.11)	φ 10 (0.39) × 5 (0.19)	φ 10 (0.39) × 10 (0.39)	
φ 12 (0.47) × 5 (0.19)			φ 14 (0.55) × 10 (0.39)			
φ 15 (0.59) × 5 (0.19)			φ 15 (0.59) × 5 (0.19)			
φ 20 (0.78) × 5 (0.19)			φ 20 (0.78) × 5 (0.19)			
			φ 22 (0.86) × 10 (0.39)			

### No.5 SIMPLE MAGNETIC HOLDER



Simple holders consisting of an isotropic ferrite permanent magnet covered by an iron yoke. Dimensionally, the finishing accuracy is not good and these holders are not recommended for incorporation in jigs/fixtures. When these holders are used for the purpose of holding only by themselves, such purpose can be achieved at low cost.

#### Round

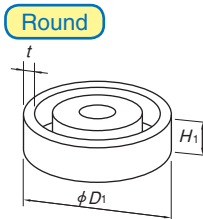
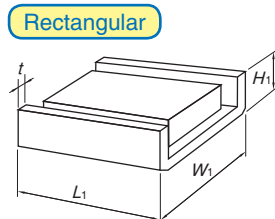
[mm (in)]

Model	Yoke Dimensions			Magnet Size	Magnet Type	Mass	Remarks
	D <sub>t</sub>	H <sub>t</sub>	t				
KM-FC2	φ 18 (0.70)	5 (0.19)	0.8 (0.03)	φ 15 (0.59) × 4 (0.15)	Isotropic	12.5g/0.027lb	
KM-FC4	φ 24 (0.94)		0.55 (0.02)	φ 20 (0.78) × 4 (0.15)		23.8g/0.052lb	
KM-FC5	φ 31.6 (1.24)	4.7 (0.18)	0.8 (0.03)	φ 28 (1.10) × φ 5.5 (0.21) × 3.5 (0.13)		38.2g/0.084lb	φ 4.3 hole provided
KM-FC6	φ 36 (1.41)		7 (0.27)	φ 30 (1.18) × 5 (0.19)		97.5g/0.214lb	
KM-FC7	φ 44 (1.73)	8 (0.31)	1.6 (0.06)	φ 38 (1.49) × φ 9 (0.35) × 5.7 (0.22)	Anisotropic	122.5g/0.270lb	M4 tapped hole provided

#### Rectangular

[mm (in)]

Model	Yoke Dimensions				Magnet Size	Magnet Type	Mass	Remarks
	L <sub>t</sub>	W <sub>t</sub>	H <sub>t</sub>	t				
KM-FK3	20 (0.78)	34 (1.33)	7 (0.27)	1.6 (0.06)	20 (0.78) × 30 (1.18) × 5 (0.19)	Isotropic	51.4g/0.113lb	
KM-FK5	55 (2.16)	30 (1.18)	8 (0.31)	1.5 (0.05)	49 (1.92) × 24 (0.94) × 6 (0.23)		140g/0.308lb	



MAGNETIC TOOLS & EQUIPMENT  
FORMING OPERATION  
LIFTING MAGNET  
MAGBONE  
MAGNETIC EQUIPMENT  
CONVEYANCE EQUIPMENT  
CHIP & SLUDGE  
ENVIRONMENTAL  
EQUIPMENT  
MAGNETIZER AND  
DEMAGNETIZER  
EQUIPMENT  
MAGNETIC  
SEPARATORS  
FOR CONVEYANCE  
EQUIPMENT  
MAGNETIC  
SEPARATORS  
FOR CONVEYANCE  
EQUIPMENT  
MEASURING  
INSTRUMENTS  
TOOLS  
MAGNETIC  
MATERIALS